

LUTETIA PATRIMOINE UCITS

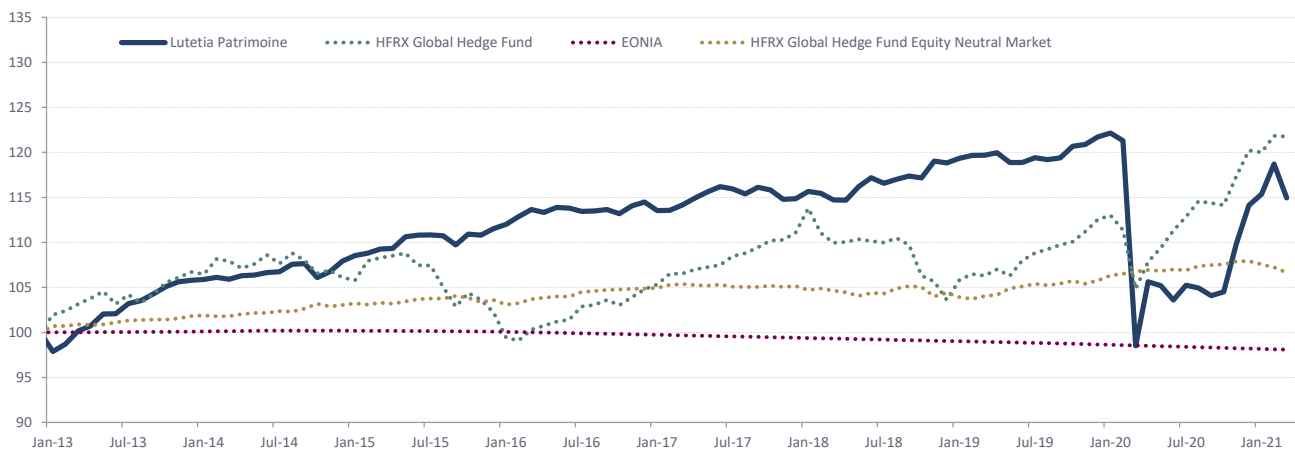
Absolute Return Strategy

FUND PROFILE AND INVESTMENT OBJECTIVES

Lutetia Patrimoine is an open-end merger arbitrage UCITS Fund registered in France (FCP). The objective of the Fund is to deliver absolute returns uncorrelated from the markets, with a controlled volatility. The Fund invests primarily in European and North American stocks subject to M&A events. The investment process combines proprietary quantitative models and detailed fundamental analysis.



Performance and Benchmarks (I USD Shares)



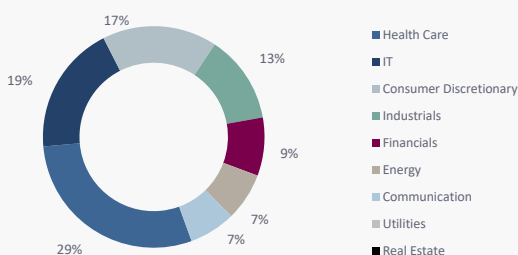
Year	Jan	Feb	Mar	Apr	May	Jun	Jul	Aug	Sep	Oct	Nov	Dec	YTD	Cum.
2009	-	-	-	-	-	-	-	-	-	-	-	1.34%	1.3%	1.3%
2010	0.34%	0.26%	0.12%	0.20%	-0.29%	0.71%	2.15%	0.56%	1.54%	-0.22%	-0.24%	0.50%	5.7%	7.1%
2011	0.02%	-0.39%	0.03%	1.35%	0.38%	-0.67%	-1.18%	-1.98%	-0.44%	1.50%	0.51%	0.23%	-0.7%	6.4%
2012	0.71%	0.87%	-0.09%	-0.34%	-0.63%	0.77%	-0.15%	0.24%	-0.96%	-3.31%	0.74%	2.00%	-0.3%	6.1%
2013	-2.12%	0.84%	1.46%	0.58%	1.30%	0.04%	1.12%	0.30%	0.73%	0.80%	0.50%	0.15%	5.8%	12.3%
2014	0.09%	0.20%	-0.20%	0.38%	0.07%	0.26%	0.07%	0.79%	0.07%	-1.44%	0.62%	1.09%	2.0%	14.5%
2015	0.59%	0.23%	0.42%	0.06%	1.20%	0.15%	0.03%	-0.09%	-0.91%	1.08%	-0.10%	0.65%	3.3%	18.3%
2016	0.44%	0.77%	0.68%	-0.28%	0.50%	-0.07%	-0.32%	0.02%	0.16%	-0.41%	0.77%	0.37%	2.7%	21.5%
2017	-0.84%	0.02%	0.54%	0.66%	0.61%	0.49%	-0.20%	-0.49%	0.65%	-0.25%	-0.91%	0.07%	0.3%	21.9%
2018	0.71%	-0.18%	-0.64%	-0.02%	1.31%	0.87%	-0.54%	0.37%	0.33%	-0.19%	1.60%	-0.17%	3.5%	26.1%
2019	0.42%	0.28%	0.01%	0.24%	-0.91%	0.00%	0.45%	-0.17%	0.15%	1.10%	0.16%	0.69%	2.4%	29.2%
2020	0.35%	-0.70%	-18.78%	7.23%	-0.42%	-1.52%	1.59%	-0.29%	-0.82%	0.39%	5.15%	3.86%	-6.3%	21.1%
2021	1.11%	2.90%	-3.18%	-	-	-	-	-	-	-	-	-	0.7%	22.0%

Past performance is not a reliable indicator of future results. NAV rebased to 100 on 01/01/2013.

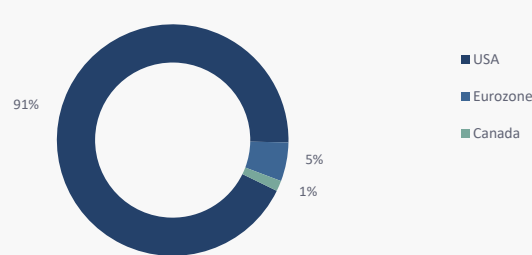
Portfolio as of March 31, 2021

Portfolio Information		Performance Metrics (Monthly Data)			
AUMs (USD in millions)		LTM Return	16.7%	3Y Return (A/C)	0.1% / 0.2%
Fund	49	LTM Volatility	10.3%	3Y Volatility	12.8%
Event Driven strategy	188	LTM Sharpe Ratio	1.61	3Y Sharpe Ratio	0.01
Fund Exposure		LTM Periods Up	58%	3Y Periods Up	61%
Long Exp.	132.9%	LTM Worst Month	-3.2%	3Y Worst Month	-18.8%
Short Exp.	-33.7%	Top 5 Positions (Rounded, % of AUM)			
Number of Strategies		IHS MARKIT LTD			
% Cash Deals	80.0%	GS ACQUISITION HDS CORP II			
% Stock Deals	20.0%	PERSHING SQUARE TONTINE -A			
Market Beta Since Inception vs Eurostoxx 50		APOLLO STRATEGIC GROWTH CAPI			
Market Beta Since Inception vs S&P 500		CRH MEDICAL CORP			

Asset Breakdown (% of MARB) by Industry (GICS)



Asset Breakdown by Geography



LUTETIA PATRIMOINE UCITS

Absolute Return Strategy

Monthly Metrics and Historical Statistics

Selected Closed Deals

		Deal Value	Closed
1.	ANWORTH MORTGAGE / READY CAPITAL	\$2.1bn	19.03.21
2.	PANDION THERAPEUTICS / MERCK & CO	\$1.5bn	31.03.21
3.	PAYSAFE / FOLEY TRASIMENE II	\$5.6bn	25.03.21

Selected New Deals

		Deal Value	Announced
1.	APOLLO GLOBAL / ATHENE HOLDING	\$7.2bn	08.03.21
2.	TALEND SA / THOMA BRAVO LLC	\$2.1bn	10.03.21
3.	CAZOO / AJAX I	\$6.9bn	29.03.21

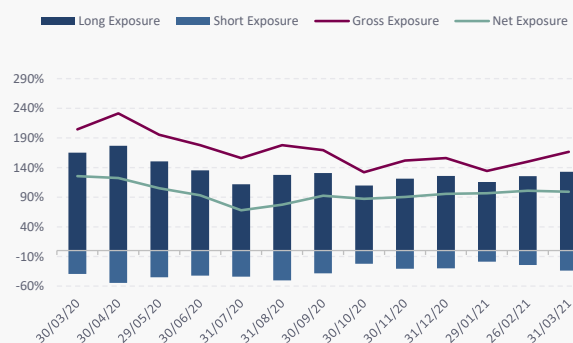
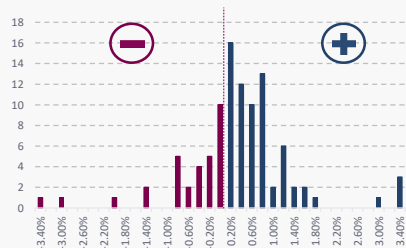
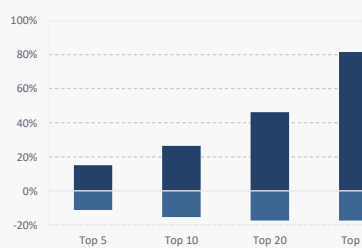
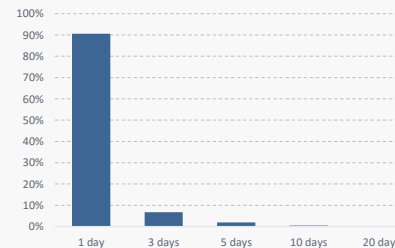
Indicative Monthly Deal Net Spreads

	Week 4	Week 3	Week 2	Week 1
Mean	8.9%	9.1%	8.9%	8.9%
Median	7.0%	6.4%	6.6%	6.5%

Note:

Monitored deals in North America with value > \$400mm and spread between 0% and 50%.
Net spreads on a LIBOR-adjusted basis.

Fund Exposure (% of AUM)

Monthly Return Distribution
(Since January 2013)Fund Concentration of Assets
(% of Total)Fund Equity Liquidity Scenario
(% of Total)

Share Classes NAV

Class I EUR Shares (FR0010816819)	108.37
Class I USD Shares (FR0010816793)	121.96
Class P EUR Shares (FR0010816801)	102.35
Class F EUR Shares (FR0012749968)	93.59
Class F USD Shares (FR0013223419)	101.63

Fund Management

Managers	Lutetia Capital Tenure
J.F. COMTE	2009 Inception
F. SEIMAN	2009 Inception

Fund Specifics

Fund Domicile	France
Inception Date	27 Nov. 2009
Investment Manager	Lutetia Capital SAS
AMF Registration Number	GP09000017
Custodian	CACEIS Bank
Auditor	Deloitte
	JP Morgan
Synthetic Prime Brokers	SG
	UBS
Legal Advisor	Kramer Levin

Management Fee : F / I / P Shares	1.25% / 1.5% / 2%
Performance Fee : F / I / P Shares	10% / 20% / 20%
Hurdle Rate	Eonia
Watermark	Yes
Liquidity	Daily
Front Load Fee	None
Exit Fee	None
Minimum Investment Class F Shares	EUR/USD 5,000,000
Minimum Investment Class I Shares	EUR/USD/GBP 100,000
Minimum Investment Class P Shares	EUR/USD 100

Disclaimer

This report has been prepared by Lutetia Capital SAS (the "Investment Manager") for distribution to investors in the Lutetia Patrimoine Fund (the "Fund"). This report is provided for information purposes only, and the data contained in the report may be subject to verification or amendment. The commentary contained in this report is solely the opinion of the investment manager and does not constitute an investment advice or a factual statement. Recipients of this report should obtain their own professional advice, as appropriate, before buying, selling, subscribing, or otherwise investing in any financial instruments. This report contains past performance data. Past performance is not a reliable indicator of future results. No assurance is or can reasonably be given that the Fund's investment objectives will be achieved.

This report is a confidential communication to, and solely for the use of, the persons to whom it is directly distributed by Lutetia Capital SAS. No recipient of this report may distribute this report or otherwise disclose its contents, unless required by applicable laws, or with the Investment Manager's express permission. The accuracy, completeness or relevance of the information which has been drawn from external sources is not guaranteed although it is drawn from sources believed to be reliable. Lutetia Capital SAS shall not assume any liability in this respect. To the fullest extent permitted by law, the Investment Manager and the Fund shall not be liable for any loss or damage suffered by any person, directly or indirectly, as a result of the receipt of this report.

This report is neither an offer to sell, nor a solicitation to buy, an interest in the Fund. Any such offer, if made, would be made only by way of the offering documents of the Fund (the "Prospectus") and only in jurisdictions where such offer would be lawful. Any investment in the Fund is speculative and involves a substantial degree of risk. An investor in the Fund could lose all or a substantial amount of its investment. The investment in the fund can be restricted to certain investors or countries. The fund can not be distributed, or sold, directly or indirectly for the benefit of a US Person according to the US "Regulation S" or FATCA.

The state of the origin of the Fund is France. This document may only be distributed in or from Switzerland to qualified investors within the meaning of Art. 10 Para. 3, 3bis and 3ter CISA. In Switzerland, the representative is ACOLIN Fund Services AG, Leutschenbachstrasse 50, CH-8050 Zurich, whilst the paying agent is Helvetische Bank AG, Seefeldstrasse 215, CH-8008 Zurich. In respect of the units distributed in or from Switzerland, the place of performance and jurisdiction is at the registered office of the Swiss representative. The basic documents of the Fund as well as the annual and, if applicable, semi-annual report may be obtained free of charge at the registered office of the Swiss Representative.

The Fund is registered with the Autorité des Marchés Financiers ("AMF") in France and its Prospectus has been approved. The Investment Manager is also registered with the AMF under the license GP09000017, and subject to its control and regulations. Lutetia Capital is a French "Société par Actions Simplifiée" (SAS) with registered capital of €150 000, whose headquarters is located at 7, Place Vendôme, 75001 Paris. Lutetia Capital is registered with the Paris Trade and Companies Register (RCS) under number 512 302 035.

For any questions or inquiries regarding the Fund, please contact Lutetia Capital SAS at +33 1 79 97 97 97.